

Stages in Subtraction.


Subtraction - Early Stages (EYFS)

Children will engage in a variety of counting songs and rhymes and practical activities.

In practical activities and through discussion they will begin to use the vocabulary associated with subtraction.

They will find one less than a given number.

They will begin to relate subtraction to ‘taking away’ using objects to count ‘how many are left’ after some have been taken away.

$$6 - 2 = 4$$


‘Take two apples away. How many are left?’

Children will begin to count back from a given number.

Subtraction - Year One

- **Given a number, identify one less**
- **Read, write and interpret mathematical statements involving subtraction (-) and the equals (=) sign**
- **Subtract one- digit and two-digit numbers within 20, including zero**
- **Solve missing number problems eg $20 - \square = 15$**

NB Ensure that children are confident with the methods outlined in the previous year’s guidance before moving on.

Children will continue to practise counting back from a given number.

Initially use a **number track** to **count back** for subtraction:



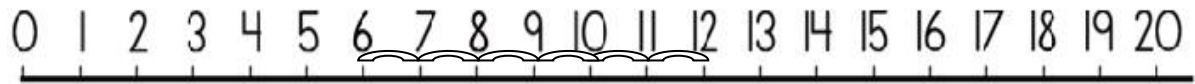
$$9 - 5 = 4$$

‘Put your finger on number nine. Count back five.’

High Erccall Primary School Progression in Subtraction..

Then progress to a marked number line:

$$12 - 6 = 6$$



‘Put your finger on number twelve and count back six.’

$$14 - 5 = 9$$



9 10 11 12 13 14

‘Put your finger on number 14 and count back five.’

NB Ensure children are confident with using a **marked number line** before moving on to an empty number line (see year two guidance).

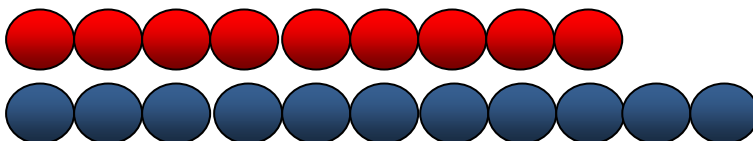
Continue to practise counting back for subtraction with numbers within 20.

Counting on to find a small difference:

Introduce complementary addition to find differences (only use for **small** differences).
The use of models is extremely important here to understand the idea of “difference”.

Count up from the smallest number to the largest to find the difference using resources, e.g. cubes, beads, number tracks/lines:

$$11 - 9 = 2$$



The difference between nine and eleven is two.

NB If, at any time, children are making significant errors, return to the previous stage in calculation.

Subtraction - Year Two

• **Subtract numbers using concrete objects, pictorial representations, and mentally, including:**

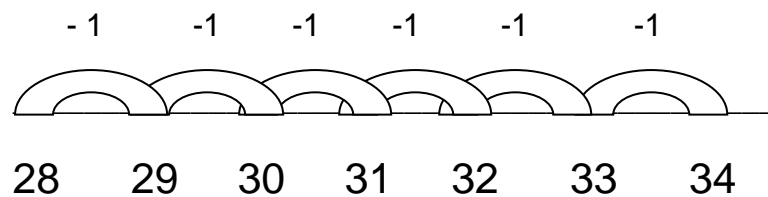
- o **A two digit number and ones**
- o **A two digit number and tens**
- o **Two two-digit numbers**

Statutory mental calculation expectations: add and subtract numbers using concrete objects, pictorial representations, and mentally, including: a two-digit number and ones a two-digit number and tens two two-digit numbers adding three one-digit numbers

NB Ensure that children are confident with the methods outlined in the previous year's guidance before moving on.

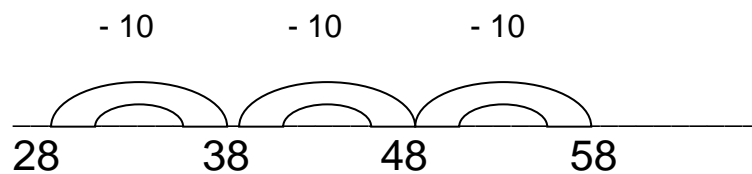
Counting back using an empty number line within 100, in ones...

$$34 - 6 = 28$$



...and in tens:

$$58 - 30 = 28$$



Use in conjunction with a **100 square** to show jumps of tens.

Subtraction, using partitioning, on an empty number line:

$$76 - 45 = 31$$

High Ercall Primary School Progression in Subtraction..

- 1 - 1 - 1 - 1 - 1 - 10 - 10 - 10 - 10

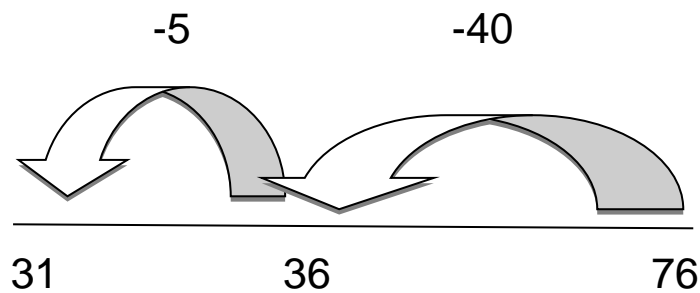


31 32 33 34 35 36 46 56 66 76

Use in conjunction with a **100 square** to show jumps of tens and ones.

If children are confident, use more efficient jumps:

$$76 - 45 = 31$$



$$76 - 40 - 5 = 31$$

Use in conjunction with a 100 square to show jumps of tens and ones.

Counting on to find a small difference

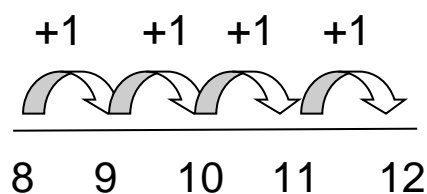
Introduce complementary addition to find differences

(only use for **small** differences).

The use of models is extremely important here to understand the idea of “difference” (see Y1 guidance).

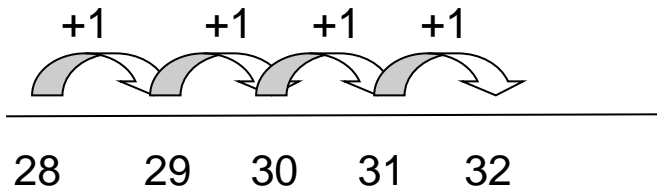
Count up from the smallest number to the largest to **find the difference**.

$$12 - 8 = 4$$



‘The difference between 8 and 12 is 4.’

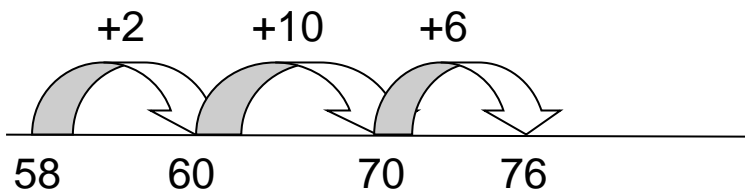
$$32 - 28 = 4$$



‘The difference between 28 and 32 is 4.’

If children are confident, further develop this method:

$$76 - 58 = 18$$



‘The difference between 58 and 76 is 18.’

Further develop subtraction with numbers that bridge 100, using a **200 grid** to support.

NB If, at any time, children are making significant errors, return to the previous stage in calculation.

Subtraction - Year Three

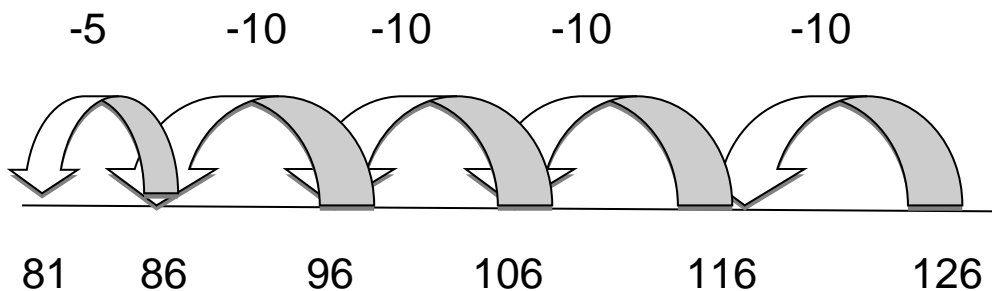
- **Subtract numbers with up to three digits, using formal written method of columnar subtraction**

Statutory mental calculation expectations:
add and subtract numbers mentally, including:
a three-digit number and ones
a three-digit number and tens
a three-digit number and hundreds

NB Ensure that children are confident with the methods outlined in the previous year's guidance before moving on.

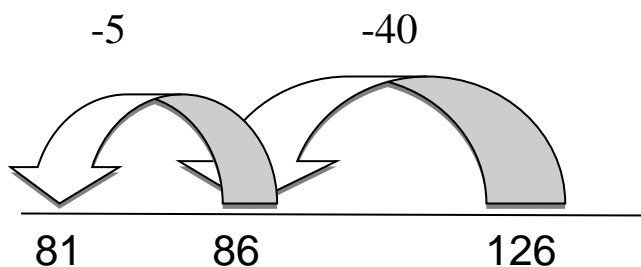
Further develop the use of the **empty number line** with calculations that **bridge 100**:

$$126 - 45 = 81$$



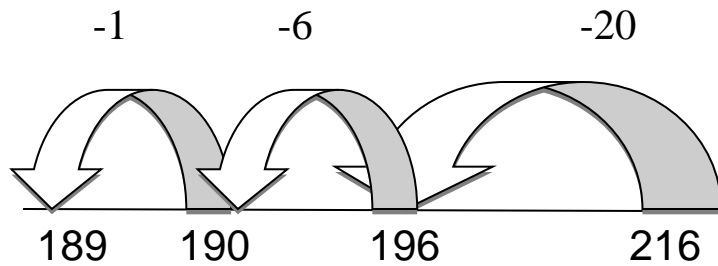
Use a **200 grid** to support counting back in tens and bridging 100.

Then use more efficient jumps:



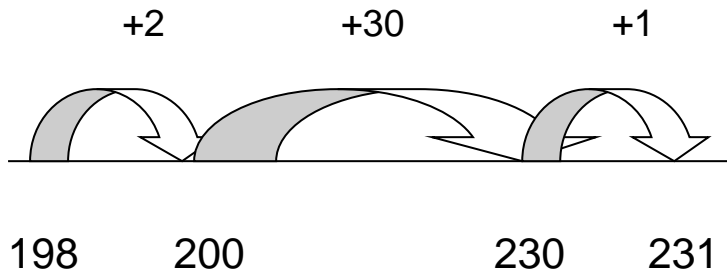
Extend with larger numbers by counting back...

$$216 - 27 = 189$$



...and by **counting on to find the difference** (small difference):

$$231 - 198 = 33$$



‘The difference between 198 and 231 is 33.’

Introduce the **expanded written method** with the calculation presented both horizontally and vertically (in columns). Use two-digit numbers when introducing this method, initially:

$$78 - 23 = 55$$

‘Partition numbers into tens and ones/units. Subtract the ones, and then subtract the tens. Recombine to give the answer.’

$$\begin{array}{r} 70 \text{ \& } 8 \\ -20 \text{ \& } 3 \\ \hline 50 \text{ \& } 5 = 55 \end{array}$$

NB In this example decomposition (exchange) is not required.

This will lead into the **formal written method**:

$$\begin{array}{r} 78 \\ -23 \\ \hline 55 \end{array}$$

Use the language of place value to ensure understanding: 'Eight subtract three, seventy subtract twenty.'

NB A number line would be an appropriate method for this calculation but use two digit numbers to illustrate the formal written method initially.

Introduce **the expanded written method** where **exchange/decomposition** is required:

$$73 - 27 = 46$$

$$\begin{array}{r} 70 \text{ \& } 3 \\ -20 \text{ \& } 7 \\ \hline \end{array}$$

becomes

$$\begin{array}{r} 60 \text{ \& } 13 \\ -20 \text{ \& } 7 \\ \hline 40 \text{ \& } 6 = 46 \end{array}$$

73 is partitioned into 60&13 in order to calculate 73-27

NB children will need to practise partitioning numbers in this way. Pupils need concrete resources to support this.

When children are confident with the expanded method introduce the **formal written method**, involving decomposition/exchange:

$$\begin{array}{r} 613 \\ 73 \\ -27 \\ \hline 46 \end{array}$$

Use the language of place value to ensure understanding. 'We can't subtract seven from three, so we need to exchange a ten for ten ones to give us 60 + 13.'
NB Pupils need concrete resources to support this.

If children are confident, extend the use of the **formal written method with numbers over 100**, returning to the expanded method first, if necessary.

$$235 - 127 = 108$$

$$\begin{array}{r} \\ \\ 2 \\ - 1 \\ \hline 1 \end{array}$$

Use the language of place value to ensure understanding.

In this example it has only been necessary to exchange from the tens column.

NB If, at any time, children are making significant errors, return to the previous stage in calculation.

Subtraction - Year Four

- **Subtract numbers with up to 4 digits using the formal written method of columnar subtraction where appropriate.**

NB Ensure that children are confident with the methods outlined in the previous year's guidance before moving on.

Continue to teach the use of empty number lines with three and four digit numbers, as appropriate.

Continue to develop the formal written method of subtraction by revisiting the expanded method first, if necessary.

$$258 - 73 = 185$$

$$\begin{array}{r} 200 \ \& \ 50 \ \& \ 8 \\ - \ 70 \ \& \ 3 \\ \hline \end{array}$$

becomes

$$\begin{array}{r} 100 \ \& \ 150 \ \& \ 8 \\ - \ 70 \ \& \ 3 \\ \hline 100 \ \& \ 80 \ \& \ 5 = 185 \end{array}$$

This leads to the **formal written method**, involving decomposition...

$$\begin{array}{r} 1 \ 15 \\ 2 \ 5 \ 8 \\ - 7 \ 3 \\ \hline 1 \ 7 \ 5 \end{array}$$

Use the language of place value to ensure understanding.
In this example it has been necessary to exchange from the hundreds column.

Further develop by subtracting a three-digit number from a three-digit number:

$$637 - 252 = 385$$

$$\begin{array}{r} 600 \ \& \ 30 \ \& \ 7 \\ - 200 \ \& \ 50 \ \& \ 2 \\ \hline \end{array}$$

$$\begin{array}{r} 500 \ \& \ 130 \ \& \ 7 \\ - 200 \ \& \ 50 \ \& \ 2 \\ \hline 300 \ \& \ 80 \ \& \ 5 = 385 \end{array}$$

Ensure that children are confident in partitioning numbers in this way.

This leads to a **formal written method**:

$$\begin{array}{r} 5 \ 13 \\ 6 \ 3 \ 7 \\ - 2 \ 5 \ 2 \\ \hline 3 \ 8 \ 5 \end{array}$$

Use the language of place value to ensure understanding.

When children are confident, develop with **four digit numbers** and decimal numbers (in the context of money and measures).

$$3625 - 1219 = 2406$$

$$\begin{array}{r} 1 \ 15 \\ 3 \ 6 \ 2 \ 5 \\ - 1 \ 2 \ 1 \ 9 \\ \hline 2 \ 4 \ 0 \ 6 \end{array}$$

NB If, at any time, children are making significant errors, return to the previous stage in calculation.

Year Five - Subtraction

• **Subtract whole numbers with more than 4 digits, including using formal written method (columnar subtraction)**

Statutory mental calculation expectations: add and subtract numbers mentally with increasingly large numbers.

NB Ensure that children are confident with the methods outlined in the previous year's guidance before moving on.

Continue to teach the use of empty number lines with larger numbers and decimals, as appropriate.

Continue to develop the **formal written method for subtraction** with three and four digit numbers (see Y4 guidance), returning to an expanded method if necessary.

$$503 - 278 = 225$$

$$\begin{array}{r} 500 \ \& \ 00 \ \& \ 3 \\ -200 \ \& \ 70 \ \& \ 8 \\ \hline \end{array} \qquad \begin{array}{r} 400 \ \& \ 90 \ \& \ 13 \\ -200 \ \& \ 70 \ \& \ 8 \\ \hline \end{array}$$

In this example 503 has to be partitioned into 400+90+13 in order to carry out the subtraction calculation.

This leads into the **formal written method** (there is potential for error in this example):

$$\begin{array}{r} \\ \cancel{5} \cancel{0} \cancel{3} \\ - 278 \\ \hline 225 \end{array}$$

There are no tens in the first number (503) so we have to exchange a hundred for 10 tens before we can exchange a ten for ten ones/units

NB It would be appropriate to discuss the use of mental calculation methods with an example like this one, i.e. would an empty number line be a more efficient method for these numbers?

When children are confident extend with larger numbers (and decimal numbers). Return to an expanded method, if necessary.

High Ercall Primary School Progression in Subtraction..

their heads, they use an efficient **formal written method** accurately and with confidence.